

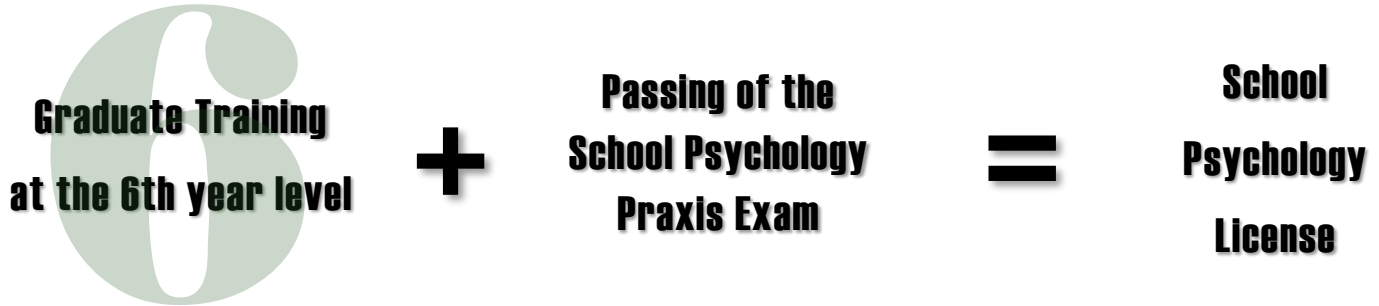
The educators that know the most about psychology

NC School Psychologists

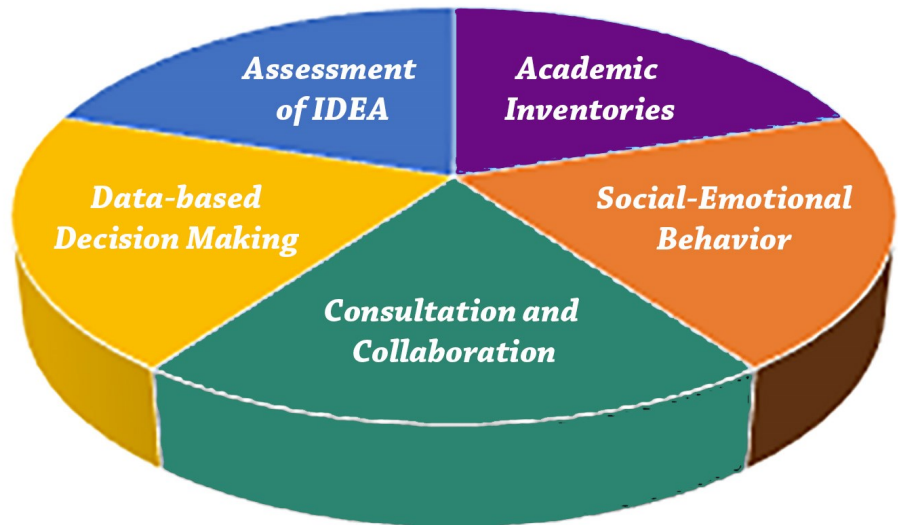
The psychologists that know the most about education

A little known fact.....

Of the professional educator licenses issued by the NC State Board of Education, School Psychology licensure has the highest educational requirements

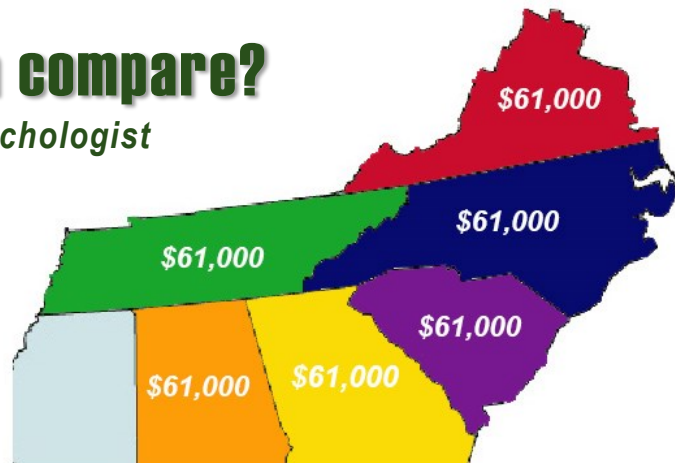


What's included in School Psychology Training?



How does North Carolina compare?

Average starting salary for School Psychologist



| Positions Reported: | Vacancies Reported: | District with No School Psychologist Employed: |
|---------------------|---------------------|--|
| 804.44 | 64.85 | 12 |

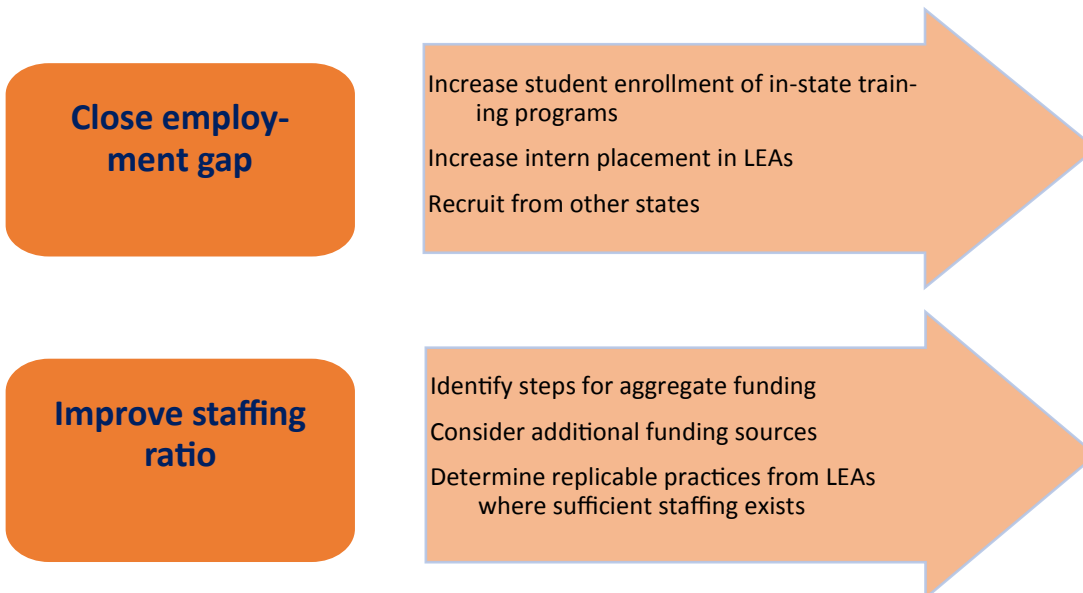
National Association of School Psychologists' (NASP) recommended staffing ratio:
1 School Psychologist to every 500-700 students



2016-2017 School Psychologist to Student Ratio
1 School Psychologist to every 2100 Students



| Academic Year: | School Psychologists: | Student Average Daily |
|----------------|-----------------------|-----------------------|
| 2016-2017: | 739.59 | 1,543,518 |
| 2015-2016: | 749.40 | 1,525,942 |
| 2014-2015: | 749.25 | 1,456,119 |
| 2013-2014: | 781.14 | 1,456,330 |
| 2012-2013: | 772.47 | 1,443,998 |
| 2011-2012: | 739.76 | 1,436,162 |
| 2010-2011: | 749.87 | 1,434,436 |



For more detailed information regarding the NC school psychology workforce, view the 2016-2017 workforce report at [\[LINK HERE\]](#):